



2021 World Barista Championship Official Rules and Regulations

Addendum

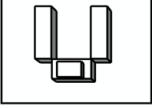
VERSION 2021.08.26

2021 Rule	Rule Addendum	Reason for Change
4.2.1 Station Placement		
<p>A. Competitors will be able to choose from four (4) station layouts using WBC-supplied furniture. Tables must be a minimum of 2 meters apart and 2 judges will be at each table. Judges must remain seated or standing at the table, they cannot be moved around the space. The machine table will be set at a fixed height and location in all layouts. The additional provided tables can be adjusted to rest on different sides, giving two (2) height settings—high (~1m) or low (~0.75m)—as requested by the competitor. Competitors may also choose the judge chairs; judges may sit on low chairs, bar stools, or stand up. The competitor will be required to fill out a form ahead of the competition, indicating their chosen station layout, table height, and judge placement. Judges may be served at any table other than the machine table. Any asymmetrical layout can be mirrored in orientation, if requested. Competitors may use a different layout for each round of competition.</p>	<p>4.2.1.A. Competitors will be able to choose from four (4) station layouts using WBC-supplied furniture. 2 judges will be at each table. Competitors can choose where the judges sit, but the judges will have to be placed at a ~1m distance from each other. Judges must remain seated or standing at the table, they cannot be moved around the space. The machine table will be set at a fixed height and location in all layouts. The additional provided tables will be set at the high setting (1m height). The low setting will not be available at this time. Judges may sit on bar stools, or stand up. The competitor will be required to fill out a form ahead of the competition, indicating their chosen station layout, and judge placement. Judges may be served at any table other than the machine table. Any of the asymmetrical layouts can be mirrored in orientation, if requested. Competitors may use a different layout for each round of competition.</p>	<p>Rule updated according to local regulations.</p>
<p>B. WCE will supply a full list with measurements of the furniture available for competitor use as soon as possible. The furniture will include a 2L x 0.9W x 0.9H (m) espresso machine table, and two (2) interchangeable presentation tables approximately 2.4L x 0.75W x 1.0H (m)/2.4L x 1.0W x 0.75H</p>	<p>B. The furniture will include a 2.5L x 0.9W x 0.9H (m) espresso machine table, and two (2) interchangeable presentation tables approximately 2.4L x 0.75W x 1.0H (m) for preparation and/or service.</p>	<p>The machine table has been enlarged to give competitors more working space. Same 4 station layouts available.</p>

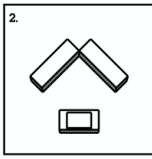
(m) for preparation and/or service.

Station Placement

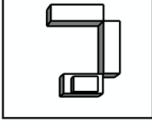
1.



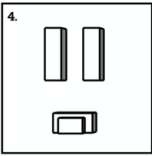
2.



3.

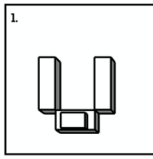


4.

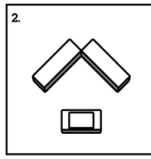


Station Placement

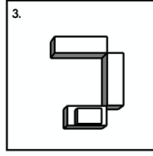
1.



2.



3.



4.

